

Measure engagement with a tailormade set up

Best practices when creating a tailormade set up of measurements, using &frankly's sciencebased engagement model.



STEP BY STEP

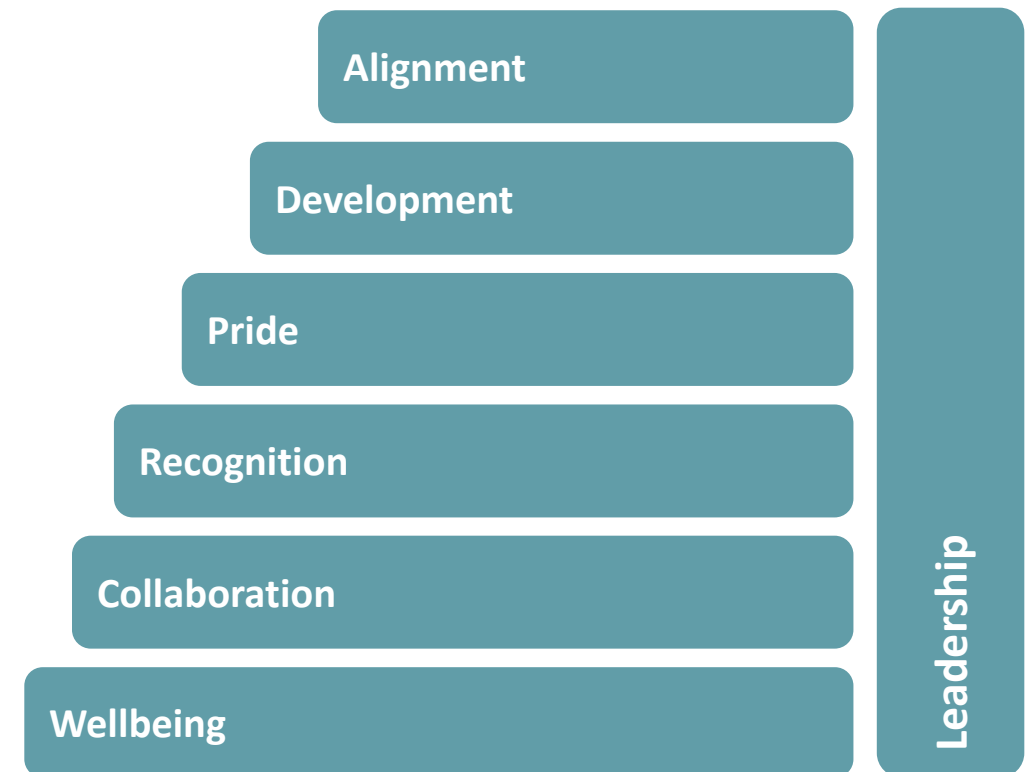
7 drivers for a higher engagement

&frankly's engagement model is based on 7 drivers that, according to science, are key for engagement at work. In &frankly you will find surveys to measure all the drivers.

The model is perfect if you:

- want validated questions that measure each driver
- want in-depth insights in one or several drivers of your choice
- want to control when the surveys are sent


Would you like an automatic program?
Learn more about Engagement Radar!



STEP BY STEP

Diagnose Engagement

The popular survey "Diagnose Engagement Drivers" is based on &frankly's engagement model. With the 7 questions you will know the level of engagement at your organization. Work proactively by continuously sending the survey, follow the trend and take actions where needed.



Questions from the Engagement Diagnose which measures the 7 drivers

STEP BY STEP

Get more insights with in-depth surveys

With in-depth surveys you can focus on the drivers that are relevant to keep a high engagement. An in-depth survey can be sent to the whole organization or just to a particular group. You can choose when and how often the surveys are sent based on your needs.



Alignment in depth



Leadership in depth



Pride in depth



Collaboration in depth



Development in depth



Recognition in depth



Wellbeing in depth

In-depth surveys of the 7 drivers to engagement

INSPIRATION

Best practice from &frankly

Send the survey "Diagnose Engagement Drivers" quarterly to the whole organization. For more, use the in-depth survey that best suits your needs.

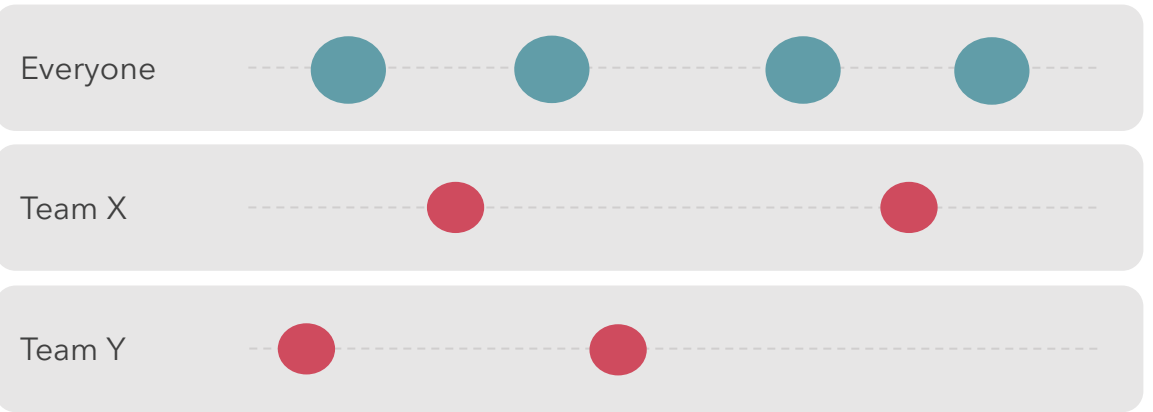
Diagnose Engagement

Target group: everyone
Popular frequency: quarterly

In-depth survey

Target group: where there is a need
Popular frequency: one for status, and possible one for a follow-up

Jan Feb Mar Apr May Jun Jul Aug Sep Oct Nov Dec



Would you like an automatic program?
Learn more about Engagement Radar!

TOOLBOX

Checklist for a good set up

- ❑ **Relevance:** Consider which surveys are relevant on an organizational level versus on a team level
- ❑ **Sharing results:** Make space for sharing and discussing results between surveys
- ❑ **Suitable frequency:** Allow the result to mature before a follow-up survey